



GermanSolar
The Partner For Your Solar Lifetime!®



Premiumline Mono 60-cell Solar Panel


GSM6-60 295W 300W 305W 310W 315W

GermanSolar designs and manufactures customized solar panels with options in size, power, color, and appearance (shape and depth, etc.), for a seamless integration with structures. GermanSolar specializes in customization, introducing colored solar cells, frames and back-sheet material and shapes to express your ideas of how aesthetics and application will work best together. With innovative technology and design, GermanSolar offers high quality modules with enhanced aesthetic appearance for building structures and facades. GermanSolar's high efficiency modules are fully certified by TÜV, UL, and MCS, and are made with only grade A materials and state-of-the-art manufacturing technology. With German engineering, GermanSolar panels are designed and built to achieve the highest possible performance, maximize energy production, and ensure long-lasting durability through the lifetime of your solar system. By providing outstanding customization options, GermanSolar supports your required project needs with colored and shaped panels of your choice and consults you in choosing the right size, thickness, shape and color to compliment the design of your application and your building.

FEATURES



Best price-performance ratio



Positive power of up to 4.99 Wp



EL tested and micro cracks inspected



Fully automated production line with German quality engineering and design standards



Better performance in diffused sunlight and high temperature



High ammonia & salt mist resistance certified, and PID-free



Withstands wind loads up to 2400Pa/heavy snow loads up to 5400Pa



12-year limited product warranty



25-year linear performance warranty

PRODUCT CERTIFICATES





Premiumline

Electrical Data, STC *	GSM6-60				
Nominal Max. Power (P _{max})	295W	300W	305W	310W	315W
Open Circuit Voltage (V _{oc})	39.19	39.39	39.49	39.75	39.99
Short Circuit Current (I _{sc})	9.63	9.78	9.86	9.91	9.96
Max. Power Voltage (V _{mpp})	32.03	32.09	32.35	32.57	32.78
Max. Power Current (I _{mp})	9.21	9.35	9.43	9.52	9.61
Module Efficiency	18.04	18.35	18.70	19.10	19.40
Power Tolerance	'0 ~ +5W				

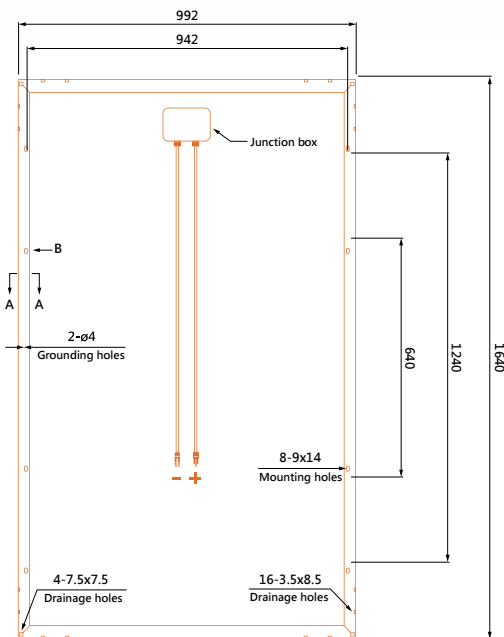
* Standard Test Conditions (STC): Irradiance of 1000 W/m², Spectrum AM 1.5 and Cell Temperature of 25°C.

Temperature	
Nominal Operating Cell Temperature *	45°C ± 2°C
Temperature Coefficient (P _{max})	-0.39% / °C
Temperature Coefficient (I _{sc})	+0.06% / °C
Temperature Coefficient (V _{oc})	-0.3% / °C

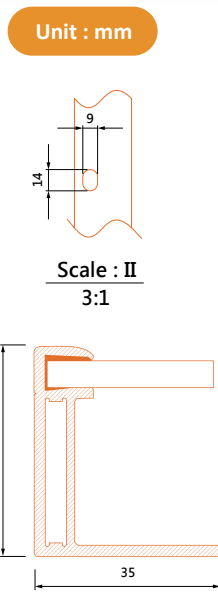
* Nominal Operating Cell Temperature (NOCT): Irradiance of 800 W/m², Ambient temperature of 20°C, Wind Speed of 1 m/s.

Mechanical Data	
Dimensions	1640 x 992 x 40 mm
Weight	18.2 kg
Solar Cell	156.75*156.75mm Perc monocrystalline
Front Cover	3.2mm tempered glass with AR coating
Frame	Anodized aluminum alloy, original or black
Junction Box	IP65, 3 diodes
Cable	4.0 mm ² , 1000 mm
Connector	MC4 or MC4 compatible
Packaging	26 pcs /pallet, 784 pcs /40' HQ container

Operating Conditions	
Max. System Voltage	DC 1000V
Operating Temperature	-40°C~ +85°C
Max. Series Fuse Rating	15A
Mechanical Load	5400 Pa
Application Classification	Class A
Module Fire Performance	Class C



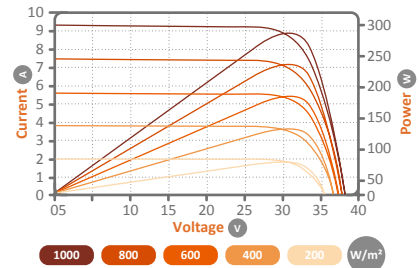
Rear View



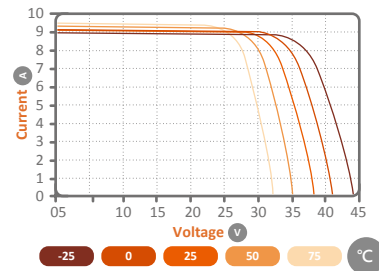
Section A-A

Unit : mm

Scale : II
3:1



Current-Voltage and Power-Voltage Curves at Different Irradiances



Current-Voltage Curves at Different Temperatures

Specifications in this datasheet are subject to change without prior notice.